



City of Phoenix
Recovery Plan

State and Local Fiscal Recovery Funds
2022 Report

City of Phoenix

2022 Recovery Plan

Table of Contents

GENERAL OVERVIEW2

 Executive Summary 2

 Uses of Funds 4

 Promoting Equitable Outcomes..... 6

 Community Engagement..... 13

 Labor Practices..... 14

 Use of Evidence 14

 Performance Report..... 14

PROJECT INVENTORY15

APPENDIX40

GENERAL OVERVIEW

Executive Summary

On March 11, 2021, the American Rescue Plan Act (ARPA) was signed into law, a federal stimulus bill addressing the health and negative economic impacts of the COVID-19 pandemic. ARPA includes the Coronavirus State and Local Fiscal Recovery Fund (SLFRF), an allocation of emergency funding for state, local, territorial, and tribal governments. The City of Phoenix was awarded \$396,080,366 and would receive the total award over two tranches between 2021 and 2022.

As per US Treasury guidelines, ARPA eligible uses include:

- Respond to the far-reaching public health and negative economic impacts of the pandemic, by supporting the health of communities, and helping households, small businesses, impacted industries, nonprofits, and the public sector recover from economic impacts
- Provide premium pay for essential workers, offering additional support to those who have and will bear the greatest health risks because of their service in critical sectors
- Invest in water, sewer, and broadband infrastructure, making necessary investments to improve access to clean drinking water, to support vital wastewater and stormwater infrastructure, and to expand affordable access to broadband internet
- Replace lost public sector revenue, using this funding to provide government services up to the amount of revenue lost due to the pandemic

At the time of the award, the direction of City Council indicated that a strategic plan would be approved for each tranche and thus the entire SLFRF allocation would be approved between 2021 and 2022. Phoenix received its first SLFRF allocation of \$198 million on May 19, 2021. City Council approved the first tranche strategic plan, a document detailing approved ARPA programs, on June 8, 2021. The second tranche strategic plan was approved on June 7, 2022. In total, the City of Phoenix ARPA Strategic Plan of \$396 million includes 65 programs spanning areas such as COVID-19 testing and vaccine efforts, homelessness and mental health services, business assistance, family financial assistance, youth sports and education, technology and wireless network improvements, and food insecurity.

As of July 8, 2022, Maricopa County has suffered 17,526 deaths from COVID-19 and the City of Phoenix has had over 459,000 confirmed positive cases. Prior to March 2020, the City's unemployment rate was 3.9%. The rate jumped to 12.9% in April 2020, the highest during the pandemic. Additionally, the City, like all government agencies across the country, faced revenue losses as a direct result of COVID-19. Businesses and residents felt the instantaneous negative economic impact of COVID-19 and many continue to feel the impact of the pandemic today as new, highly contagious variants appear. When the City received Coronavirus Relief Funds (CRF) during the beginning of the pandemic, the City drafted guiding principles to ensure funds were appropriately allocated to relief programs and were in line with City values.



CRF guiding principles included:

1. Respond to COVID-19 impacts
2. Prepare for audit by the federal Office of Inspector General
3. Allocate to one-time uses
4. Use existing process and leverage other funds where possible
5. Preserve City services and City employees who provide them
6. Reduce the economic burden on residents and businesses
7. Identify opportunities for ongoing improvements for a post-COVID-19 economy

Using these same principles, the first ARPA strategic plan sought to meet the urgent needs of the residents with nearly 75% of funds allocated to the Community Investment focus area, and the remaining in City Operations and the Contingency. Below includes a breakdown of the key spending areas in the strategic plan.

Focus Area	Amount Allocated
Better Health and Community Outcomes	\$28,900,000
Affordable Housing and Homelessness	\$99,578,677
Education	\$40,900,000
Neighborhood Sustainability	\$57,700,000
Workforce	\$51,700,000
Phoenix Resilient Food System	\$16,700,000
City Operations	\$100,500,000
Contingency	\$101,689
TOTAL	\$396,080,366

To date, the City has spent over \$90 million in ARPA funding. Because of this funding, many families have received testing and vaccination services, many businesses were able to receive financial assistance, and many families were able to stay in their homes and avoid evictions. Staff will spend the remainder of the year continuing and improving programs and preparing new programs that were recently approved this June. Phoenix will continue to execute its recovery plan with a commitment of community engagement, sustainability, and equity.



Uses of Funds

Review of CARES Act and Other Relief Programs

Prior to ARPA, the City received COVID-19 relief dollars from various federal programs. The following information details funding from the CARES Act and the implementation of the Emergency Rental Assistance Program.

On March 27, 2020, the CARES Act was signed into law to address economic fallout resulting from the COVID-19 pandemic. The City was awarded \$293 million in Coronavirus Relief Funds (CRF) and its intended use was to cover expenditures incurred due to the public health emergency. On May 5, 2020, the City Council approved a plan to allocate CRF in three major categories:

- Community Services - \$75 million
- City Operations - \$75 million
- Reserve to Preserve City Services - \$143 million

Programmatic expenditures under Community Services were broken down into seven sections and funding allocations changed as necessary with reallocation of certain funds throughout the year:

- Business Assistance
- Utility and Rent/Mortgage Assistance
- Distance Learning and Wi-Fi Access
- Mitigation and Care for Vulnerable Populations
- Food Delivery
- Better Health Outcomes and Community Testing
- Unallocated Funds

Additional information about CRF spending can be found online at www.phoenix.gov/covidrelief.

On Feb. 9, 2021, City Council approved \$51.1 million for the City's Emergency Rental Assistance (ERA) 1.0 Program to provide financial services to residents needing rent and utility assistance. Funding for this program came from the Consolidated Appropriations Act of 2021, enacted on Dec. 27, 2020. To best serve the community, the City agreed to administer \$26.1 million through the Human Services Department and the remaining \$25 million through Wildfire, an experienced nonprofit corporation focused on ending poverty. The City's ERA Program launched on March 8, 2021 with the Human Services Department scheduling and completing



appointments through its Central Intake Line (602) 534-AIDE (2433). On March 22, 2021, Wildfire opened its online application portal and has since been receiving and completing ERA applications through 11 subcontracted agencies. Program information can be found at www.phoenix.gov/renthelp.

Additionally, the federal government allocated \$21.5 billion to continue the national emergency rental assistance program, known as ERA 2.0. The City received \$55.3 million in the ERA 2.0 allocation. As of June 30, 2022, the City's ERA program cumulative direct services expenditures total \$97,337,216, which includes 13,494 households served and 35,441 residents served. Phoenix received \$35 million of ERA 1.0 reallocated funds and expects to spend all funding by the deadline of December 29, 2022.

ARPA SLFRF

Fortunately, unlike many cities across the country in 2020, the City of Phoenix was well-positioned in 2021 to propose new programs through its annual budget process. The City had a surplus of \$153 million and as per standard practice, solicited feedback from the community on how to use the surplus through virtual budget hearings in April 2021. In addition to the budget hearings, the City launched FundPHX in November 2020, an online tool designed to educate and engage the public in the City's annual budget process. Budget hearing public comments and FundPHX responses were used to make changes to the budget. This incredible timing of community engagement provided advantageous information for the planning of the first allocation of ARPA funds. City leaders recommended a robust ARPA strategic plan to City Council on May 18, 2021. At this meeting, councilmembers and the community commented on the proposed programs. City leadership took the feedback from this meeting and on June 8, 2021, the City Council approved the recommended ARPA Strategic Plan.

The first strategic plan only covered programs for the first tranche. Discussions surrounding the second allocation began in January 2022 with a City Council Work Study. The second tranche strategic plan was approved on June 7, 2022 after several previous meetings, revising program allocations by City Council and community feedback. In total, the City of Phoenix APRA Strategic Plan of \$396 million includes 65 programs spanning areas such a COVID-19 testing and vaccine efforts, homelessness and mental health services, business assistance, family financial assistance, youth sports and education, technology and wireless network improvements, and food insecurity.

Staff underwent several meetings to set up key performance indicators, identify evidence-based interventions where appropriate, and ensure equitable outcomes are being promoted for all programs as required. Staff will also do this for programs recently approved in the second tranche allocation.

The Project Inventory and Performance Report section of this plan details all 65 programs with programmatic data, including expenditures as of June 30, 2022. The [City's ARPA website](#) is updated monthly and includes all strategic plan information.



There are seven main Expenditure Categories (EC) provided by the US Treasury and the City has proposed programs in six expenditure categories as shown below.

Expenditure Category	Program Information
Public Health (EC 1)	7 programs, totaling \$55 million
Negative Economic Impacts (EC 2)	50 programs, totaling \$247 million
Public Health-Negative Economic Impact: Public Sector Capacity (EC 3)	2 programs, totaling \$50 million
Infrastructure (EC 5)	1 program, totaling \$13 million
Revenue Replacement (EC 6)	1 program, totaling \$20 million
Administrative (EC 7)	5 programs, totaling \$11 million

COVID-19 relief dollars have supported strong investments in the community such as rental and utility assistance, business and nonprofit assistance, expansion of shelter capacity, supportive services, and more. The City's investments will continue to stabilize Phoenix families and businesses and protect the most vulnerable populations from the negative economic impact of the pandemic.

Promoting Equitable Outcomes

It is widely agreed that the pandemic exacerbated preexisting inequalities in communities across the country. Along with wide disparities in infection and recovery rates by race, ethnicity, socioeconomic status, and place of residence, research shows poverty levels are increasing and inequality is accelerating. The City of Phoenix is no different in experiencing these challenges, as evidenced by the current high need of financial assistance for those struggling to pay rent and utilities. The goal is to proactively advance racial equity and inclusion while implementing recovery resources. It is imperative Phoenix delivers relief efforts with a focus on delivering measurable benefits to residents most impacted and is mindful to not leave communities of color behind.

The City Council was intentional in approving a strategic plan with an equity lens. Many programs target vulnerable groups, such as individuals without homes, seniors, veterans, and youth groups. It was important to provide services and engage with communities hardest hit by the pandemic, including nonprofits, businesses, and frontline workers. Staff were intentional in the development of key performance indicators for each program and are making sure to answer program questions to build strong performance such as:

- Are there particular historically underserved, marginalized, or adversely affected groups that you will serve?
- How equal and practical is the ability for residents or businesses to become aware of the services?




- Are there administrative requirements that result in disparities in ability to complete applications or meet eligibility criteria?
- Are the intended outcomes focused on closing gaps, reaching universal levels of service, or disaggregating progress by race, ethnicity, and other equity dimensions where relevant for the policy objective?

The City of Phoenix provides program data, both qualitative and quantitative, on the [ARPA website](#). This information will provide information to the public of how the City is achieving its intended targets for each program. As noted in the Project Inventory and Performance Report portion of this report, the City's strategic plan targets key areas to address equity, particularly in the category of Negative Economic Impact:

- **Negative Economic Impact:** The City currently has 50 programs that fall under the Negative Economic Impacts expenditure category. These programs consist of assistance to households, small businesses, and nonprofits who have been impacted by the pandemic. This also includes food assistance, health and educational assistance, barriers to employment, and other strategies to assist disadvantaged groups with access to more opportunities in the community.

Several programs below highlight how Phoenix is striving to achieve equitable outcomes in the community and deliver services to those most impacted by the pandemic.

COVID-19 Testing and Vaccination Services



Access to COVID-19 testing in the hardest hit areas and low-income neighborhoods has been a top priority of the City of Phoenix. This is critical to achieving health equity in the community. Phoenix Fire Department and the Public Works Department, in collaboration with other city departments, assisted community partners with organizing and promoting

testing services at no cost to residents in underserved areas disproportionately impacted by COVID-19. Locations were chosen based on community spread data by zip code. Once vaccines became readily available, the departments also offered vaccination services to residents.

Phoenix continues to provide free testing via mobile vans in different locations and residents can sign up for a test via an online form, or they can walk-up to a testing van.

Heat maps showing the diverse locations the COVID-19 testing and vaccination administration are provided in **Appendix A**.

Bus Card Subsidy Program

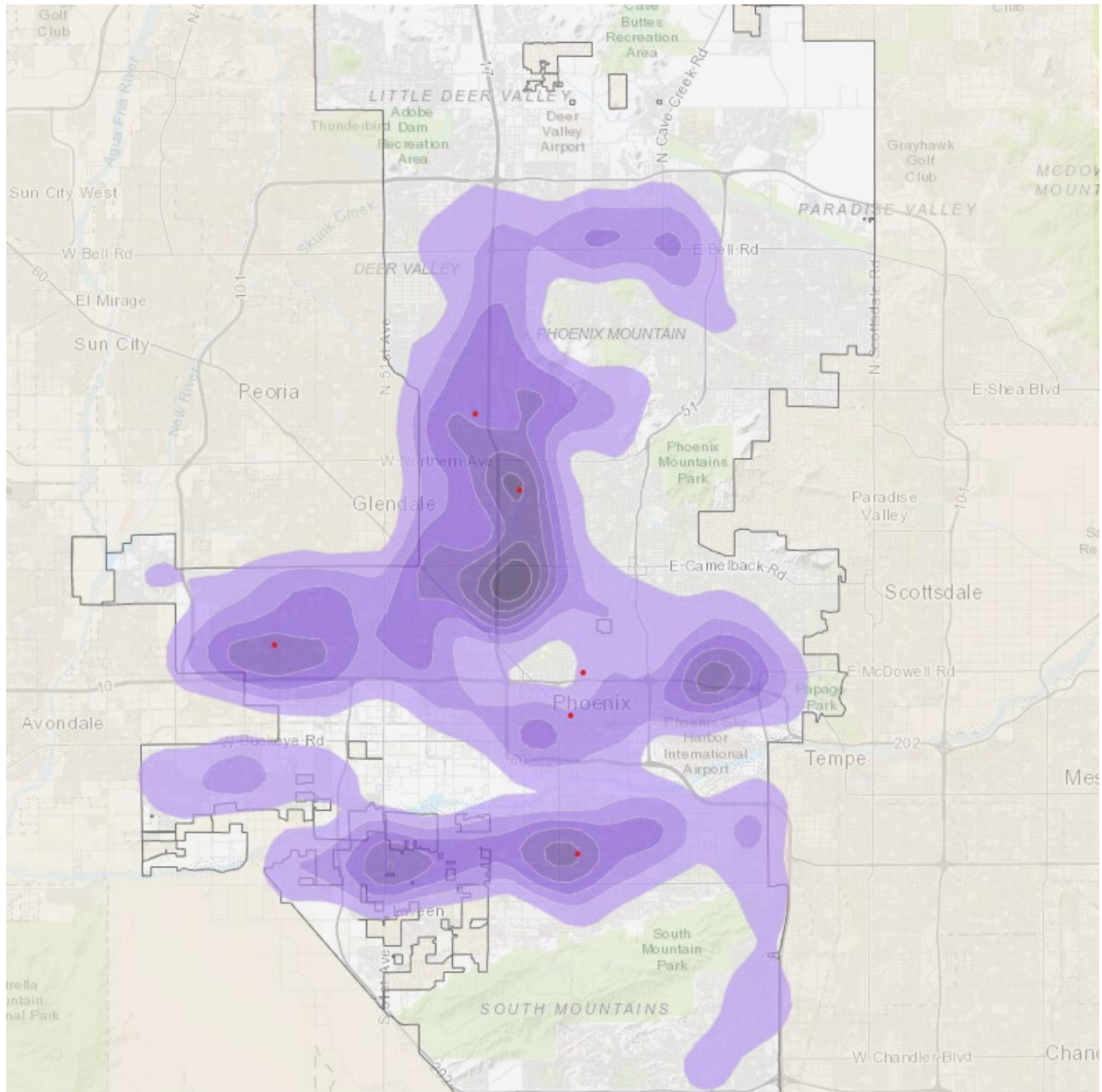
Public transportation services were disrupted during the pandemic, hitting low-income communities the hardest as many rely heavily on public transportation for day-to-day activities. Over 40 community-based organizations have received and distributed monthly passes to those in need. Upon receiving a transit pass, recipients complete a survey detailing how they plan to use the pass and other demographic information. This intentional method was applied to solicit feedback and data. The results of the survey and a list of organizations can be found in **Appendix B**.

Family Assistance Resource Program

In September 2021, City Council approved the allocation of \$12 million to support the Family Assistance Resource (FAR) program which provides 1,000 participants with \$1,000 in temporary financial assistance per month for 12 months to spend on household expenses, such as childcare, groceries, utility bills, transportation, etc. The program began in January 2022 and will end December 2022. In order to address the emergency financial situation many families were facing as a result of the pandemic, there was no application process for this program. Families with children who received Emergency Rental Assistance, reside in city-owned public housing, or have a Section 8 voucher were randomly selected via a lottery system and were asked to participate.

Staff successfully held seven in-person community events at various locations across the City to distribute cards directly to participants and answer program questions. Locations were chosen based on where participants lived to make access to the event easier. Staff additionally assisted several residents with transportation challenges by meeting them at community libraries close to their homes. The heat map on the next page shows the areas of Phoenix where participants live, and the red dots are the locations staff held the events.





Appendix C includes participant demographic information. The first program survey was distributed electronically in English and Spanish at the end of March 2022 and it had a survey response of 47 percent. The questions requested additional information about the participants and program feedback. All responses were anonymous. Below is a summary of the results.

- 90 percent of participants described the first month of using the card as very easy/easy.
- Over 50 percent of participants stated they are currently employed with part-time or full-time jobs. Of those currently unemployed, nearly 200 participants are actively searching for work.
- Financial goals for many in the program include providing for their families, learning to set a budget, getting out of debt, and/or finding stable housing.

- Nearly 80 percent of participants experience stress, anxiety, or worry related to paying monthly bills.
- 98 percent of participants are satisfied with the program.

Micro and Small Business Assistance

Phoenix had a successful micro and small business assistance program during CRF. The two programs were combined for the ARPA program based on lessons learned. Award amounts range from \$3K to 15k and are based on the applicant's number of employees. Funds assist businesses that have been impacted by COVID-19 and/or are located in Qualified Census Tracts (QCTs).



With the intention of promoting equitable outcomes, the micro and small business program has thus far awarded 70 percent of grants to businesses in QCTs. Comparatively, under CRF, the previous small business assistance program awarded only 33% of grants to businesses in QCTs. This is a testament to the work of staff as they work to target businesses in these areas to ensure businesses were made aware of the programs and received assistance during the application process.

A similar but different program is the Small Business Workforce program, providing assistance to small businesses (less than 100 employees) in Phoenix. PHXb!zConnect, an exclusive-for-Phoenix businesses social media platform, gives small business owners connections to each other, business webinars, and city resources. To date, the program has 49 businesses registered and of the businesses:

- 48 percent of business owners registered on PHXb!zConnect are women, and
- 49 percent of business owners registered on PHXb!zConnect are Black, Indigenous, and People of Color (BIPOC)

Phoenix Resilient Food System Programs

As families struggled to keep their jobs and purchase essential items for their homes amid supply-chain crises, low-income communities were already at a disadvantage prior to the pandemic as they suffered through food insecurity, lacking consistent access to enough food for every person in a household to live an active, healthy life. Defined by Feeding America, food insecurity does not exist in isolation and low-income families are affected by overlapping issues



such as lack of affordable housing, social isolation, economic/social disadvantage resulting from structural racism, chronic or acute health problems, high medical costs, and low wages. The Phoenix Resilient Food System Programs work intentionally to address food insecurity while promoting equitable outcomes. Below are several programs that, supported by data, demonstrate the City is providing services to disproportionately impacted families.

Worker Cooperative Sustainable Food System Business Incubator & Training Program

In partnership with Thrive Consultancy, Incl. the program focuses on developing worker cooperatives for sustainable food businesses. BIPOC and woman are given priority the program. Of the 98 applications, 56 were BIPOC. Of the 42 participants selected, 21 are BIPOC, or roughly 50 percent.

Phoenix Urban Ag Fellowship Program

This program funds a one-year fellowship for youth, age 18-24, with local food producers. A goal of 60 percent for Black, Indigenous, and People of Color (BIPOC)



participants is included. Upon completion of the fellowship, participants eligible to enter the Worker Cooperative Sustainable Food System Incubator. Fellows learn at their Host Farm and participate in other Educational Workshops hosted throughout the year. Of the 21 eligible applications, 17 were BIPOC applicants. Of the six fellows selected, five are

BIPOC. The photo on the left shows the fellows at the Arizona Worm Farm workshop.

Phoenix Backyard Garden Program



In partnership with a nonprofit organization and two small businesses, up to 300 residents are receiving a backyard garden, including education and training support for one year. The

residents have their choice of three systems: a traditional raised bed, advanced raised bed, or aquaponics. Priority is given to BIPOC, low income, and residents in food desert areas. 92 residents were selected and 80, or 86 percent, participants are BIPOC. The picture above shows resident gardeners at an Aquaponics class at the Cartwright Aquaponics Learning Garden.

Funds to Feed Program

In partnership with LISC Phoenix, funds are being provided to community/grassroots organizations and school districts for assistance with meal preparation to families in COVID-impacted areas. The organizations funded serve primarily BIPOC communities. A focus on equity and inclusion was a foundation of the program. LISC engaged a



consultant to hold listening sessions with residents and organizations interested in applying for these funds to create processes that would invite applications from hyperlocal organizations and to design reporting that would not be an obstacle to the organizations. As a result, those applicants selected have been able to successfully implement food preparation and delivery to their clients. Fourteen organizations are funded and nine are BIPOC, or 64 percent. The photo above shows members

representing the Funds to Feed organizations hosting a “Politics of Place” event in April 2022.

Youth Sports League Grants

The Youth Sports League Grants program offers financial assistance to at-risk, underserved, and low-income youth who participate in youth sports and recreational leagues. At the height of the pandemic, recreational leagues were closed, and low-income families continued to struggle to pay for recreation leagues for their children. This program strives to increase access to recreation programs and increase physical activity for youth.

This program consists of an internal program which discounts city recreational programs within the Parks and Recreation Department, as well as an external program where nonprofit organizations apply for funding for their respective youth recreational programs. The internal program discounts were offered at facilities in areas within the low to moderate income demographic. The registration system for park programs collects age, gender, and addresses for participants and may be aggregated in a later report. Additional outreach executed by staff to raise awareness of the grant opportunities included flyers, social media, and additional participation for program facilities for department-wide field trips. The process used to determine discounted programs included recreation staff identifying programs and price ranges that would best fit the participants. For example, the City’s South Division identified small centers and provided price discounts based on previous pricing and what families in the area would be able to contribute. In addition, scholarship discounts were provided to those families that could not afford the reduced pricing. Each division through the Parks and Recreation Department participated in similar process.

Additional examples of Phoenix striving to achieve equitable outcomes in the community will be provided in the next annual report.

Community Engagement

Phoenix has a proud history of engaging its community during critical processes, such as the annual budget approval, the City of Phoenix General Plan, street improvements, water resource planning, and more. Engagement ranges from community meetings, website updates, on-site engagement at a variety of diverse locations, and social media messaging. Information is available in both English and Spanish and should there be a request to translate into any other language, the City has resources to accomplish this.

It is a top priority of the City to ensure the community, especially among groups with significant barriers to services, are aware of ARPA relief programs. Program evaluations will include capturing participant satisfaction. Valuable feedback from participants will allow staff to make changes to current and future ARPA programs. Also, the [ARPA website](#) serves as an online resource with information about all programs, including links to important application processes. The City continues to advertise programs through GroceryTV, a service that provides



digital advertising in checkout lines in grocery stores. This tool was successfully used to promote CARES Act programs in 2020.

As seen from the Bus Card Subsidy Program, collecting participant feedback throughout the duration of a program is important. To gather additional feedback for many direct service programs, the City is planning an ARPA community event where residents receiving services funded by ARPA will be asked to provide feedback. It will include focus groups as well as a medium to capture testimonials to tell the story of how communities are benefiting from this investment. The event will be detailed in the next annual report.

Labor Practices

The City of Phoenix prides itself for using strong labor standards in all city procurements. For ARPA projects, strong labor standards promote effective and efficient delivery of high-quality infrastructure projects while also supporting the economic recovery through strong employment opportunities for workers.

The City follows the Contract Work Hours and Safety Standards Act for all federally funded projects. The City always includes its Equal Employment Opportunity language in contracts and contractors must comply with City Code, 1969, Chapter 18, Article V, as amended. This includes Title VI which prohibits discrimination based on race, color, and national origin. Language in city contracts go further to prohibit discrimination on religion, sex, age, disability, nor otherwise commit an unfair employment practice. When applicable, the City applies the Davis-Bacon Act to pay local prevailing wages.

More information related to specific infrastructure projects will be included in the next annual report.

Use of Evidence

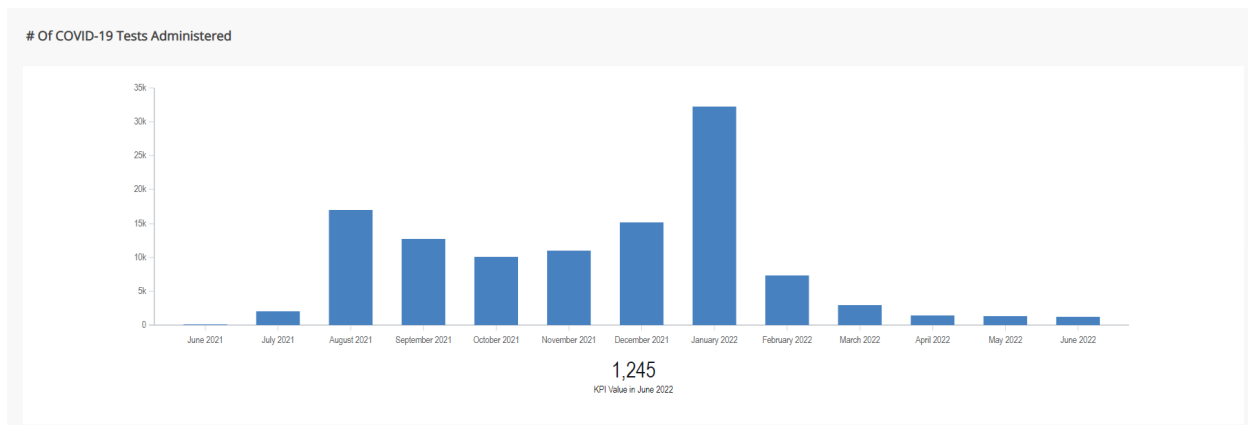
For each ARPA project, staff have identified evidence-based interventions or have determined the program will be evaluated through a rigorous program evaluation that is designed to build evidence, if applicable. In the Project Inventory section, each program will either list the link to the related evidence-based intervention or states a program evaluation will be completed. Projects with a program evaluation have associated logic models developed by staff to assist with the evaluation. Staff is currently evaluating if an outside agency or an internal department will assist with the evaluations.

Performance Report

In order to measure results for projects and ensure performance management, departments are required to create key performance indicators for each program and must report data in the ARPA portal (created by staff to facilitate report tracking) on a monthly basis. The data is then reviewed by staff and once approved, is uploaded to the [ARPA website](#).

Below is an example of data shown on the [website](#) for the Better Health and Community Outcomes program:





In the next section, Project Inventory, each program includes its key performance indicators and associated data. This section will include most, if not all, programs with key performance indicators by the next annual report as the City anticipates all programs to be underway by next July.

PROJECT INVENTORY

The City of Phoenix City Council approved the \$396 million State and Local Fiscal Recovery Funds allocation from the American Rescue Plan Act (ARPA) at two different meetings: June 8, 2021, and June 7, 2022. Two strategic plans detailing city programs were approved, and the list below includes all 66 programs and approved allocations. Each program includes the following:

- Description
- Expenditure category
- When applicable, the link to an evidence-based intervention or states a program evaluation
- Key performance indicators

This section will be updated periodically online as staff defines related program information and is able to provide performance report summaries. This report will be submitted annually as required by the US Treasury.



Program	Allocation
<i>Affordable Housing and Homelessness</i>	
<u>Homelessness Projects</u>	\$26,500,000
<p>Proposal includes three major components:</p> <ul style="list-style-type: none"> • Lease of hotel operated by a nonprofit for bridge housing, includes wraparound services • Purchase hotel for long-term housing, including wraparound services • Operate pocket emergency shelter in partnership with a nonprofit, including wraparound services <p><i>Expenditure Category: 2.16*^ Long-term Housing Security: Services for Unhoused Persons</i></p> <p><i>Evidence-based intervention</i></p> <p><i>4 Imp HHs that experienced increased food or housing insecurity</i></p>	
<u>Heat Response/Temporary Shelter</u>	\$16,000,000
<p>Provide temporary shelter and wraparound services for people experiencing homelessness. This program will partner with Maricopa County to enter into a lease agreement for a building and begin by providing critical heat relief and additional wraparound services for up to 200 people this summer and continue the program for at least two additional years.</p> <p><i>Expenditure Category: 2.16*^ Long-term Housing Security: Services for Unhoused Persons</i></p> <p><i>Evidence-based intervention</i></p> <p><i>4 Imp HHs that experienced increased food or housing insecurity</i></p>	
<u>Utility and Rental Assistance</u>	\$14,000,000
<p>This program has three parts: \$4 million to serve Phoenix households unable to meet the Emergency Rental Assistance program (ERA) federal criteria, \$5 million to initiate the Deferred Payment Arrangement Recovery Program, and \$1 million for the Landlord Incentive Program.</p> <p>One key finding from the City's ERA Program is that many Phoenix households above the 80% AMI threshold were also in need of rental and utility assistance as they experienced a COVID-19 impact, such as loss of employment or loss of income. Because of the increased demand from this unserved population, the City determined it would expand the eligibility threshold between 80%-120% AMI and allow for self-attestation to a negative economic COVID-19 impact. Serving Phoenix residents who make less than 50% AMI still remains a priority within the ERA Program.</p> <p>The Deferred Payment Arrangement Program is serving low-income residents who are unable to pay their City Service bill, which includes both the water and</p>	



solid waste utility. Residents are self-attesting to a negative economic COVID-19 impact to receive services. Lastly, the Landlord Incentive Program is provide housing incentives to landlords to accept Section 8 Vouchers from residents. The COVID-19 pandemic made it more difficult for households to achieve housing stability as many faced the prospects of homelessness. This program aims to increase housing stability by providing affordable units to residents.

Utility and Rental Assistance

of households served - 147

of residents served – 351

Landlord Incentive Program

of total incentives paid to landlords - 701

of landlords (unique count) that received an incentive payment – 316

of incentives paid to first-time Section 8 landlords – 85

Deferred Payment Arrangement Program

of residential accounts assisted – 6,991

Expenditure Category: 2.2^ Household Assistance: Rent, Mortgage, and Utility Aid*

Evidence-based intervention

2 Imp Low or moderate income HHs or population

Affordable Housing Program

\$12,000,000

Pending federal guidance, continue to explore possible ways to create and preserve more affordable housing by providing gap financing to developers.

Expenditure Category: 2.15^ Long-term Housing Security: Affordable Housing*

Evidence-based intervention

4 Imp HHs that experienced increased food or housing insecurity

Homelessness and Mental Health

\$10,500,000

The City has contracted \$9 million with Mercy Care to provide outreach, behavioral health, substance abuse, physical health, and transportation services to residents. This will include screening for Medicaid (AHCCCS) eligibility and assistance in applying. Additionally, City Council approved \$1.5 million to provide services to those experiencing homelessness along the Salt River Project (SRP) canals and other areas throughout the City. This includes increased services for individuals in these areas as well as a pilot project to train and pay individuals experiencing homelessness to conduct beautification projects and landscaping duties (Phoenix Rescue Mission).

The pandemic exacerbated the national crises of individuals suffering from mental health disorders and homelessness. Social services were limited in



2020 and the economic consequences of the pandemic have put more Americans at the risk of entering homelessness. Several studies claim anxiety and depression and substance abuse worsened for individuals and were negatively impacted by the gap in care. This program strives to increase access to services for disproportionately impacted groups.

Expenditure Category: 1.12^ Mental Health Services*

[*Evidence-based intervention*](#)

2 Imp Low or moderate income HHs or populations

St. Vincent de Paul Transitional Housing Project

\$6,000,000

Provide funding to St. Vincent de Paul to build 100 new transitional housing beds for people experiencing homelessness in the City of Phoenix. The facility will include wraparound services to remove barriers to end homelessness. Maricopa County is matching funding for capital costs.

Expenditure Category: 2.16^ Long-term Housing Security: Services for Unhoused Persons*

[*Evidence-based intervention*](#)

4 Imp HHs that experienced increased food or housing insecurity

Community Land Trust Program

\$5,000,000

Pending federal guidance, continue to explore funding an all-inclusive (acquisition, housing development, rehabilitation, down payment assistance and administrative costs) Community Land Trust.

Expenditure Category: 2.15^ Long-term Housing Security: Affordable Housing*

[*Evidence-based intervention*](#)

4 Imp HHs that experienced increased food or housing insecurity

U.S. Vets and Veteran Relief

\$4,500,000

Funds will provide relief for Veterans experiencing or at risk of homelessness during the pandemic. Many of our vets are more vulnerable to COVID-19 due to living conditions, age, and chronic health complications. Funding could also provide additional operational support needed by the US Vets Organization to transition into the property purchased earlier this year with COVID Relief Funds.

Expenditure Category: 2.23^ Strong Healthy Communities: Demolition and Rehabilitation of Properties

[*Evidence-based intervention*](#)

2 Imp Low or moderate income HHs or populations



Summer Heat Respite

\$3,000,000

A sprung structure was constructed to provide a place of respite during the summer for individuals experiencing homelessness. The sprung structure has been completed and provides guests with a place to socially distance due to COVID-19 and include meals, outreach, and other supports. It has evolved from a summer respite to a space where unsheltered individuals can properly socially distance and receive case management services. Funds were also used to provide temporary shade structures in the summer of 2021.

The pandemic exacerbated the national crises of individuals suffering from homelessness. Social services and safe, open spaces were limited in 2020 and the economic consequences of the pandemic have put more Americans at the risk of entering homelessness. This structure is increasing access to services for disproportionately impacted groups such as those experiencing homelessness as they will be able to find respite in times of extreme heat and make contact with social service agencies.

of individuals using shade structures (2021) – 13,426

Expenditure Category: 1.4^ Prevention in Congregate Setting*

[Evidence-based intervention](#)

2 Imp Low or moderate income HHs or populations

Justa Center

\$1,000,000

The City has contracted with Justa Center to provide COVID-19 supportive services for seniors experiencing homelessness. Funds will expand outreach and engagement services, non-urgent facility-based care and housing supportive services such as move-in kits, classes on independent living, weekly check-in visits from a social worker, assistance with scheduling health care appointments, and transportation to health care appointments if needed.

of unduplicated clients served – 622

of clients when engage in services which include: connected, placed, or enrolled with the appropriate next step - 622

of clients who move to a positive housing situation – 21

Expenditure Category: 2.16^ Long-term Housing Security: Services for Unhoused Persons*

[Evidence-based intervention](#)

2 Imp Low or moderate income HHs or populations



Homeless Youth Reunification Program

\$1,000,000

Connect youth experiencing homelessness with housing and social support needs. The program will allow youth to be reconnected with family/friends, pay for housing deposits and other move-in needs and unexpected barriers that prevent youth from exiting homelessness.

Expenditure Category: 2.16^ Long-term Housing Security: Services for Unhoused Persons*

[Evidence-based intervention](#)

4 Imp HHs that experienced increased food or housing insecurity

Transit Heat Relief Program

\$78,677

The goal of this summer program was to provide a 40-foot bus at the Human Services Campus where individuals experiencing homelessness are located to prevent heat-related illnesses and deaths among vulnerable populations. The program ran from July 2021 to September 2021. Total number of individuals on the bus was tracked by the hour each day. These numbers may have been duplicated throughout the day.

Expenditure Category: 1.4^ Prevention in Congregate Setting*

[Evidence-based intervention](#)

2 Imp Low or moderate income HHs or populations

Workforce

Workforce Training Facility and Training Program

\$18,500,000

This program leverages funding from IDA, PCDIC, Maricopa County and the Arizona Community Foundation to purchase and rehabilitate the old Kmart Building. Arizona State University, Maricopa Community Colleges and WestMec would take over all ongoing operations and maintenance. The facility will be used to create workforce training programs to assist the huge service sector job loss that occurred in this area of the City.

The corridor where this building is located is consistently a source of violent crime, prostitution, drug use, trespassing, blight and other quality of life concerns. The ease of access to this area, along with challenging hotels, motels and apartment complexes, several of which are immediately north, have created an area where crime can flourish with few impediments. These challenges were exacerbated by the pandemic as this segment of the community was hit much harder than others due to density, distrust of government, and loss of service sector jobs that are the primary source of employment in the area. This area is also in a Qualified Census Tract. Utilizing the building for workforce programs will improve the safety and quality of this neighborhood and bring pandemic- and downturn-resistant employment training to the community.



Expenditure Category: 2.37^ Economic Impact Assistance: Other*

[Evidence-based intervention](#)

3 Imp HHs that experienced unemployment

<u>Workforce Wraparound Tuition/Apprentice Program</u>	\$10,000,000
---	---------------------

For this program, \$8.5 million will be used to offer free training and education to residents who have been impacted by the pandemic in the hardest hit industries of hospitality, food service, retail, and families with young children. The program will offer short-term and long-term training in fields, such as bioscience, healthcare, construction, IT, and more (industries negatively impacted by the pandemic). Participants enrolled in training will receive monthly financial assistance to help with emergency expenses such as transportation and childcare. Additionally, \$1.5 million will be used to partner with a community-based organization to expand workforce services with a focus on families with young children. The organization will target families not enrolled at a Maricopa Community College.

There is strong evidence that vocational training can help dislocated workers regain employment. As such, participants will self-attest as part of their application their negative economic COVID-19 impact, such as job and income loss. Supportive services are also recommended in programs like this and participants will receive support to limit barriers to accessing training and employment.

Expenditure Category: 2.10^ Assistance to Unemployed or Underemployed Workers*

[Evidence-based intervention](#)

3 Imp HHs that experienced unemployment

<u>Micro and Small Business Assistance Program</u>	\$8,000,000
---	--------------------

Based on lessons learned from the CRF program, the micro and small business programs were combined. Award amounts range from \$3K to 15k and are based on the applicant's number of employees. Funds assist businesses that have been impacted by COVID-19 and/or are located in Qualified Census Tracts. Many businesses struggled to stay open due to the pandemic and these resources allowed businesses to stay open, pay employees, and cover operational costs due to the downturn in business. All eligible businesses completed an online application process to demonstrate need.

of applications received – 3,565

of applications received in Qualified Census Tracts – 2,555

of applications awarded – 1,456

of applications awarded in Qualified Census Tracts – 848



Expenditure Category: 2.29^ Loans or Grants to Mitigate Financial Hardship
[Evidence-based intervention](#)

8 Imp SBs that experienced a negative economic impact

Library Technology, Capital, and Staff Support **\$3,000,000**

Funds will be used to cover the costs of various technological and capital enhancements identified by library staff including but not limited to online catalog enhancements, tablets and hotspots for lending and onsite use, outdoor signage upgrades and automated materials handler replacement at Mesquite Library.

Expenditure Category: 7.1 Administrative Expenses

Nonprofit Arts & Culture Stabilization Grants **\$2,750,000**

This program provided two-years of funds to help nonprofit arts and culture organizations manage their operations, personnel, and programming as they welcome back audiences, guests, and patrons to their services. The program awarded recovery grants to eligible organizations of all sizes who demonstrate intent, commitment, and strategies to sustain well beyond the COVID-19 pandemic. Organizations must have been in operation prior to March 1, 2020 and had to complete an online application process to demonstrate need.

of applications received – 87

of grants awarded - 187

of new organizations acquired versus returning – 9.78

Expenditure Category: 2.34^ Assistance to Impacted Nonprofit Organizations
[Evidence-based intervention](#)

10 Imp NPs that experienced a negative economic impact

Small Business Workforce Program **\$2,000,000**

This program provides assistance to small businesses (less than 100 employees) in Phoenix through PHXB!ZConnect, an exclusive-for-Phoenix businesses social media platform, gives small business owners connections to each other, business webinars, and city resources. This program also provides grant funding for small business training programs and/or demonstration projects that benefit the Phoenix entrepreneurial/small business community.

of small businesses enrolled in PHXB!ZConnect website training sessions – 49

of small businesses registered on PHXB!ZConnect website - 645

Expenditure Category: 2.30^Technical Assistance, Counseling, or Business Planning*



Evidence-based intervention

8 Imp SBs that experienced a negative economic impact

St. Joseph the Worker's Workforce Village Program **\$2,000,000**

Expansion of St. Joseph the Worker's Workforce Village program to support services that assist individuals experiencing homelessness with finding full-time employment and managing finances.

Expenditure Category: 2.10^ Assistance to Unemployed or Underemployed Workers*

Evidence-based intervention

3 Imp HHs that experienced unemployment

StartupPHX @ Burton Barr **\$1,400,000**

Funds provide a broader range of services to the community by expanding the Hive @ Central. The expansion would include the addition of two meeting rooms, a graphics station, and technical assistance for small business owners. For programming, funds would be used to contract with a vendor to provide the Business Roadmap and MAPA Para Us Negocio series for teens and adults. The contracted vendor would be responsible for curriculum development and facilitating all sessions in English and Spanish.

Expenditure Category: 2.32^ Business Incubators and Start-Up or Expansion Services*^*

Program Evaluation will be completed

8 Imp SBs that experienced a negative economic impact

Artists to Work **\$1,000,000**

This program enables the City to contract artists to develop temporary projects, installations, and performances. These commissions would reactivate a wide range of public spaces, including parks, trails, community centers, and neighborhood areas not usually defined or programmed as cultural spaces. Four mural projects have been created in various parts of the city to date. The Office of Arts and Culture has devised a program plan for the remainder of funds, including artist project grants, an artist roster, and artist residencies.

of projects executed - 1

Expenditure Category: 2.29^ Loans or Grants to Mitigate Financial Hardship

Evidence-based intervention

8 Imp SBs that experienced a negative economic impact



Starfish Place Wraparound Services Program

\$800,000

Funds will provide childcare wraparound services for individuals searching for employment for residents at Starfish Place and includes ability to offset cost of childcare when an individual becomes employed for up to one year, including home childcare support funds. This includes a Workforce Development Specialist to support the program.

Expenditure Category: 2.10^ Assistance to Unemployed or Underemployed Workers*

[Evidence-based intervention](#)

3 Imp HHs that experienced unemployment

PHX Works at Burton Barr and Ocotillo

\$600,000

Funds will be used to expand the PHXWorks space on the second floor of the Burton Barr Central Library. PHXWorks supports residents in their job searches, career development goals, and on their path to becoming career-ready and part of the workforce. As part of the expansion, a new meeting room will be added for workforce programming, and smaller study room spaces will be added that can be used by community partners to provide one on one services, or by customers to conduct workforce related business, such as online interviewing. In addition, a new study room space will also be added at the Ocotillo Library that can be used by community partners to provide one on one services, or by customers to conduct workforce related business, such as online interviewing.

Expenditure Category: 2.10^ Assistance to Unemployed or Underemployed Workers*

Program Evaluation will be completed

2 Imp Low or moderate income HHs or populations



Arts Career Advancement Grants

\$500,000

Grants support working artists or arts workers who have experienced job loss, indefinitely postponed or canceled events and residencies, or terminated contracts due to the pandemic. Program funds provide financial assistance, support services to grow artistic skills, equipment or business operations recovery costs, and participation in an exhibit, festival, vendor showcase, or artist residency.

of applications received – 234

% of BIPOC applicants received and funded – 59

of grants awarded – 270

Expenditure Category: 2.29^ Technical Assistance, Counseling, or Business Planning

[*Evidence-based intervention*](#)

8 Imp SBs that experienced a negative economic impact

Arts and Culture Internship Program

\$500,000

This two-year program will allow nonprofit arts and culture organizations and for-profit creative industries to hire full-time interns for 400 hours. The internships provide undergraduate students with meaningful on-the-job training and experience working in the cultural sector. The program ultimately strengthens Phoenix's workforce by providing access to high-quality opportunities for college students of all backgrounds to gain experience, understanding, and transferable skills relevant to careers in and out of the arts, the creative economy, and engagement in public life. The program launched the first round in April 2022, and 23 organizations were awarded funds to hire student workers after July 1. The second round will launch in spring 2023.

Expenditure Category: 2.10^ Assistance to Unemployed or Underemployed Workers*

[*Evidence-based intervention*](#)

3 Imp HHs that experienced unemployment

CED Support Staff

\$400,000

Funding will allow the Community and Economic Development Department to continue temporary positions to support current ARPA programming, including the Digital Divide Program.

Expenditure Category: 7.1 Administrative Expenses



Personnel/Technical Assistance

\$250,000

Funds allow for continued technical assistance and professional development in financial sustainability, business practices, and reopening strategies. The Office of Arts and Culture has conducted several workshops for the field, offered scholarships to the statewide nonprofit alliance conference, and contracted with consultants to conduct a comprehensive asset mapping of neighborhoods in Phoenix that have received limited arts support from the City. An overarching goal of the Office of Arts and Culture is "to identify and eliminate barriers that have prevented marginalized groups' full participation from the agency's programs and to strengthen equity, diversity, and inclusion in the arts and culture sector for all Phoenix residents," the results from asset mapping the community will clarify what strengths to build from and what challenges exist in developing and growing arts programming for community members.

Expenditure Category: 7.1 Administrative Expenses

Education

Digital Divide Program

\$22,000,000

Funds will be used to continue building the community wireless network project that was initially approved by City Council using the Coronavirus Relief Fund. The project is a partnership between the City, Phoenix Union High School District, and others.

The goal of the program is to increase academic achievement and instruction for families residing in the wireless network neighborhoods, which are neighborhoods in Qualified Census Tracts. Families in this area of the City experienced negative economic COVID-19 impacts. The lack of access to reliable internet widened the learning gap for students and made it more difficult for families to access services, such as school instruction, employment, social services, and more.

Expenditure Category: 2.4^ Household Assistance: Internet Access Programs*

Evidence-based intervention

6 Imp For services to address lost instructional time in K-12 schools

Early Childhood Education Expansion

\$6,000,000

Funds increase access to early childhood education for 300 preschool children, ages four to five. The proposed program would mirror performance standards, quality control, and curriculum of the Head Start Program while allowing eligible families to be at 200% of poverty level rather than the Head Start mandated 100% of poverty level.

Expenditure Category: 2.14^ Healthy Childhood Environments: Early Learning*



[Evidence-based intervention](#)

2 Imp Low or moderate income HHs or populations

Wi-Fi Connectivity for Community Centers and Public Housing

\$5,300,000

Properties

Funds provide access to internet connectivity in community centers and public housing properties to bridge the digital divide that impacted communities during pandemic. The goals of the programs are to increase access to care and mental health services, increase financial stability and health outcomes, and improve well-being and increase social connectedness. Several community centers in Qualified Census Tract lack Wi-Fi connections for the public and are unavailable to be used by the public. Additional, public housing tenants lack access to reliable Wi-Fi and this program seeks to increase this access to achieve the stated outcomes.

Expenditure Category: 2.4[^] Household Assistance: Internet Access Programs*

[Evidence-based intervention](#)

14 Dis Imp Low income HHs and populations

Tuition Assistance

\$5,000,000

Tuition assistance program targeting two-year and four-year degree programs.

Expenditure Category: 2.25[^] Addressing Educational Disparities: Academic, Social, and Emotional Services*

[Evidence-based intervention](#)

5 Imp HHs that qualify for certain federal programs

College Depot Assistance for Students

\$1,000,000

Funds have allowed the Library Department to have additional staff to expand current College Depot services for high school students. This includes the following: prepare students for postsecondary access and success, identify students without access to the technology necessary to be successful in their educational goals, provide case management to help students overcome barriers, and build relationships with high school counselors and teachers to identify students in need. Staff is also assisting with the circulation of laptops and hotspots to provide students access to reliable internet services.

Abrupt shifts to remote learning over the past two school years have affected students, negatively impacting their social, emotional, and mental well-being and academic achievement. The preexisting achievement and learning gaps widened as a result of the pandemic. This program aims to provide students a supportive and learning environment to access services to close these gaps.



of total visits to the center – 11,761
 # of people (unduplicated) served – 1,164
 # of workshops/labs/events – 44
 # of Career Online High School students enrolled – 152

Expenditure Category: 2.25^ Addressing Educational Disparities: Academic, Social, and Emotional Services*

[Evidence-based intervention](#)

6 Imp For services to address lost instructional time in K-12 schools

Library Bookmobile **\$700,000**

The Library Department is in the process of procuring a large bookmobile that will be used to provide services to the community at 67th Avenue and Lower Buckeye.

Expenditure Category: 2.22^ Strong Healthy Communities: Neighborhood Features that Promote Health and Safety^

Program Evaluation will be completed

2 Imp Low or moderate income HHs or populations

Library Hotspot Lending Program **\$600,000**

Continue hotspot lending program to provide broadband access for individuals who lost access because of pandemic-related challenges.

Expenditure Category: 2.4^ Household Assistance: Internet Access Programs*

[Evidence-based intervention](#)

2 Imp Low or moderate income HHs or populations

Early Literacy Tutoring Support **\$300,000**

The library would use funds to partner with ASU's America Reads tutoring program to provide 1:1 reading tutoring to emerging readers in 1st through 4th grade who lost ground due to the pandemic. The program aims to close the education gap experienced by students who experienced remote learning for a long period of time due to the pandemic and are in need of additional services to maintain grade-level comprehension and understanding, such as in reading and math. Tutoring would be provided by ASU students and the library will provide Wi-Fi provisioned tablet computers to facilitate virtual tutoring as needed.

Expenditure Category: 2.14^ Healthy Childhood Environments: Early Learning*

[Evidence-based intervention](#)

6 Imp For services to address lost instructional time in K-12 schools



Neighborhood Sustainability

Family Assistance Resource Program

\$12,000,000

This program is providing 1,000 families with children a \$1,000 per month financial assistance grant for 12 months. Eligible households include Emergency Rental Assistance applicants, residents of City-owned public housing properties, and Section 8 voucher holders. Selection occurred via a lottery system.

Many households experienced a loss of income or a job loss as a result of the COVID-19 pandemic. This program's objective is to provide monthly assistance to help families stay in their homes, maintain current employment, and provide childcare assistance. All families experienced a negative economic impact as a result of the pandemic as they previously qualified for emergency rental assistance, reside in public housing, or receive a Section 8 voucher.

Expenditure Category: 2.3^ Household Assistance:Cash Transfers*

[Evidence-based intervention](#)

2 Imp Low or moderate income HHs or populations

Financial Assistance for Phoenix Refugee and Asylee Community

\$8,300,000

Funds will be used to support nonprofit agencies serving the refugee and asylee community.

Families enter the United States with little to no resources and need assistance navigating their new community. The pandemic exacerbated this need as social services were limited in 2020. The goals of the program are to assist residents with services to find employment, housing, and resources for medical care.

Expenditure Category: 2.34^ Assistance to Impacted Nonprofit Organizations

2 Imp Low or moderate income HHs or populations



<u>Residential Tree Equity Accelerator & Trees and Shade for Schools</u>	\$6,000,000
---	--------------------

Fund Residential Tree Equity Accelerator to triple the tree canopy coverage and create paid Community Forester opportunities in 15 neighborhoods with very low tree equity scores. Additionally, fund tree planting and installation of shade structures at 75 schools/preschools in qualifying neighborhoods in partnership with tree-focused community-based organizations.

Expenditure Category: 2.22^ Strong Healthy Communities: Neighborhood Features that Promote Health and Safety

[Evidence-based intervention](#)

2 Imp Low or moderate income HHs or populations

<u>Airport Child Care Facility</u>	\$5,000,000
---	--------------------

The department will utilize \$4 million to allocate funds to provide vouchers to airport employees for use at childcare facilities. There is a current assessment of the Aviation-owned facilities to determine a potential site for an on-campus child care facility. Based on the assessment, up to \$1 million will be used to develop/upgrade a facility.

Airport employees struggling to pay for childcare services will receive a scholarship to use at a local childcare facility. Applicants will need to meet the household income criteria to be considered eligible. Many families struggled to balance both employment and childcare needs during the pandemic and this program aims to increase access to child care, increase stability of care, and increase employment retainment for applicants.

Expenditure Category: 2.11^ Healthy Childhood Environments: Child Care*

[Evidence-based intervention](#)

2 Imp Low or moderate income HHs or populations

<u>Edison Impact Hub</u>	\$5,000,000
---------------------------------	--------------------

Funds will be used to retrofit the historic children's hospital from a vacant, dilapidated building to a community services center that will provide medical offices and other services to the community.

Expenditure Category: 2.23^ Strong Healthy Communities: Demolition and Rehabilitation of Properties

[Evidence-based intervention](#)

2 Imp Low or moderate income HHs or populations



Home Weatherization Assistance Program

\$4,500,000

Expand Home Weatherization Assistance Program to assist up to 200 additional homes in qualifying neighborhoods to receive energy efficiency enhancements and related housing repairs.

Expenditure Category: 2.22^ Strong Healthy Communities: Neighborhood Features that Promote Health and Safety

[Evidence-based intervention](#)

2 Imp Low or moderate income HHs or populations

Shade Structures

\$3,000,000

Fund 25 free-standing shade structures in the public right-of-way to improve walkability in neighborhoods with limited shade coverage. Commission local artists to design structures that reflect local context and culture and meet engineering and safety standards for public infrastructure.

Expenditure Category: 2.22^ Strong Healthy Communities: Neighborhood Features that Promote Health and Safety

[Evidence-based intervention](#)

2 Imp Low or moderate income HHs or populations

Phoenix Parks Improvements

\$2,900,000

Improve Phoenix parks in three main areas:

- Incorporate new and/or adaptive playground elements and features to new and existing playgrounds where feasible to increase accessibility to outdoor play for youth with all abilities.
- Resurface, renovate and/or convert athletic courts in eight parks with underutilized courts and/or parks experiencing negative activity to help further activate the park with meaningful recreational opportunities for youth.
- Install additional WalkPHX paths and fitness stations at eight parks to increase accessibility to free fitness equipment and opportunities.

Expenditure Category: 2.22^ Strong Healthy Communities: Neighborhood Features that Promote Health and Safety

[Evidence-based intervention](#)

2 Imp Low or moderate income HHs or populations



After-School Grant for Phoenix Schools

\$2,500,000

Funds will be available for school districts and charter schools who commit to providing free or affordable after-school programs in-line with the Phoenix After-School Center (PAC) program. Schools are located in Qualified Census Tracts and will assist students who have experienced negative economic impacts as a result of the pandemic. The goal of the program is to increase access to school services and child care services for families.

Expenditure Category: 2.25^ Addressing Educational Disparities: Academic, Social, and Emotional Services*

[Evidence-based intervention](#)

2 Imp Low or moderate income HHs or populations

Area Agency on Aging's Goods2HOME

\$2,000,000

Funds will continue to support the Area of Agency on Aging's Goods2HOME program which the City supported with CARES Act funding in 2020. This program provides delivery services to low-income, disabled, and homebound seniors who need medication and sanitation supplies.

Expenditure Category: 2.37^ Economic Impact Assistance: Other*

Program evaluation will be completed

2 Imp Low or moderate income HHs or populations

Memory Café Program

\$2,000,000

Funds expand the City's Memory Café program for senior center members and their caregivers. Memory Cafes stimulate participants through music therapy, art and memory exercises, and are a key contributor to the Dementia Friendly City initiative.

Expenditure Category: 1.12^ Mental Health Services*

Program Evaluation will be completed

2 Imp Low or moderate income HHs or populations

Vacant Storefront Improvement Assistance

\$2,000,000

Provide financial assistance to retail/commercial building owners in qualified census tracts to maintain and enhance exterior of properties, such as building façade, landscaping, signage, parking lot or sidewalk repairs, etc. Additionally, coordinate facility assessments of vacant City-owned property to support reuse efforts.

Expenditure Category: 2.22^ Strong Healthy Communities: Neighborhood Features that Promote Health and Safety

[Evidence-based intervention](#)

2 Imp Low or moderate income HHs or populations



Bus Card Subsidy Program

\$1,000,000

Funds provide subsidies and fare assistance to residents that rely on public transportation. Various nonprofits have been provided a number of passes to provide to low-income families in need at a number of locations throughout the City. Passes are providing access to employment, child care, medical services, grocery stores, and more.

of passes distributed – 22,016

Expenditure Category: 2.18^ Housing Support: Other Housing Assistance*

[Evidence-based intervention](#)

14 Dis Imp Low income HHs and populations

Bus Stop Shelters

\$500,000

As part of the T2050 plan, the Public Transit Department has a goal of installing 80 new bus shelters per year. These additional funds will increase this goal to 100 shelters per year over the next two years. Bus shelters play a role in improving neighborhood livability and sustainability. Bus shelters will be placed in locations currently without shade and provide heat relief to transit users who reside in Qualified Census Tracts. This contract begins July 1, 2022.

Expenditure Category: 2.22^ Strong Healthy Communities: Neighborhood Features that Promote Health and Safety

[Evidence-based intervention](#)

2 Imp Low or moderate income HHs or populations

Parks After-School Programs

\$500,000

Funds will be used to expand PAC programming to 10 additional sites. This affordable after- school recreation and enrichment program provides youth ages six to 13 a fun, supportive, and educational atmosphere during crucial afterschool hours. The expansion of PAC programming is occurring in schools in Qualified Census Tracts. These schools serve low-income families and offer after-school program options that will help families retain/find employment and provide an option for child care.

Expenditure Category: 2.25^ Addressing Educational Disparities: Academic, Social, and Emotional Services*

[Evidence-based intervention](#)

2 Imp Low or moderate income HHs or populations

Youth Sports League Grants

\$500,000

Funds will be used to offer financial assistance or stipends to at-risk, underserved, and low- income youth to participate in youth sports and recreational leagues. At the height of the pandemic, recreational leagues were



closed and low-income families continued to struggle to pay for recreation leagues for their children. This program strives to increase access to recreation programs and increase physical activity for youth.

of new participants engaged – 2,094

Expenditure Category: 2.25^ Addressing Educational Disparities: Academic, Social, and Emotional Services*

[Evidence-based intervention](#)

2 Imp Low or moderate income HHs or populations

Phoenix Resilient Food System

Resilient Food System - Economic Development and Innovation

\$5,515,000

This portion of the Resilient Food System includes three programs. The first is the Feed Phoenix Program which is a continuation of the CRF program where Local First Arizona Foundation delivers meals to the community. The second is the Worker Cooperative Sustainable Food System Business Incubator program that focuses on developing worker cooperatives for sustainable food business enterprises through a collaboration with the private sector. The third is the Agri-Food Technology Grants that provides funds and incentives to encourage food system entrepreneurs and innovative food businesses to expand or locate in the City.

of community supported agriculture (June 2022) – 500

of workshops/events – 3

of food system/entrepreneurs/innovative food businesses receiving grant – 7

of local businesses supported – 38

of individuals trained – 24

of local food producers supported – 21

of meals prepared and delivered – 159,724

of social service orgs supported – 24

Expenditure Category: 2.1^ Household Assistance: Food Programs*

[Evidence-based intervention](#)

2 Imp Low or moderate income HHs or populations



Resilient Food System - Equity and Inclusion

\$3,372,200

This portion of the Resilient Food System includes three programs. The first is the LISC Phoenix Funds to Feed Program which is a continuation of the CRF funds program that provides funds for community/grassroots organizations and school districts. The second is the Urban Agriculture Fellowship which provides funds for a one-year fellowship for youth with local food producers with 60% for Black, Indigenous, and persons of color participants. The third is the Council District Food Action Plans or Initiatives which focuses on districts with food deserts, high food insecurity, and hunger rates to identify food projects.

of benefit corporations – 1

of non-profits – 8

of community grassroot orgs – 2

of families served – 16,871

of farms participating – 9

of individuals served – 42,253

of meals delivered – 102,338

of school districts assisted – 6

of Phoenix individuals participating – 36

Expenditure Category: 2.1^ Household Assistance: Food Programs*

[Evidence-based intervention](#)

[Evidence-based intervention](#)

[Evidence-based intervention](#)

2 Imp Low or moderate income HHs or populations

Resilient Food System - Local Food Consumption/Production

\$4,930,300

This portion of the Resilient Food System includes two programs. The first is Farmland Preservation which is a partnership with nonprofits and land trusts to assist in the purchase and preservation of up to 100 acres of land for agriculture. The second is the Backyard Food Production Pilot which provides installation of a garden system with training and education for one year to residents located in food deserts.

of local farms assisted – 1

of acres of land preserved for agriculture – 3.3

of individuals assisted – 183

of jobs created or maintained – 1

of garden systems installed – 53

Expenditure Category: 2.1^ Household Assistance: Food Programs*

[Evidence-based intervention](#)

[Evidence-based intervention](#)

2 Imp Low or moderate income HHs or populations



Resilient Food System - Food Banks and Pantries Support

\$1,432,500

Funds provide resources for local food banks and food pantries to provide food and other resources for struggling families. There has been broad engagement with small, medium and large foodbanks and pantries ensuring outreach and emphasis with smaller community-based food banks and food pantries.

of individuals or households served – 169,493

lbs. of food distributed – 1,946,105

Expenditure Category: 2.1^ Household Assistance: Food Programs*

[Evidence-based intervention](#)

2 Imp Low or moderate income HHs or populations

Resilient Food System - Meals That Work

\$655,000

This program prepared and delivered 1,000 meals for 26 weeks to social service organizations, such as St. Vincent de Paul, schools, and more. Fourteen food service employees at the Convention Center were utilized to prepare the meals.

of jobs created at Convention Center – 14

of meals prepared and delivered (Aramark) – 4,000

of social service organizations receiving emails (Aramark) – 6

Expenditure Category: 2.1^ Household Assistance: Food Programs*

[Evidence-based intervention](#)

2 Imp Low or moderate income HHs or populations

Resilient Food System - Outreach and Support Staff

\$550,000

Funds are used to provide advertising and outreach efforts to ensure funds allocated under this program are fully maximized. Additionally, funds are used to hire two full-time positions to manage and monitor all activities for the Phoenix Resilient Food System programs in the Office of Environmental Programs.

Expenditure Category: 7.1 Administrative Expenses



Resilient Food System

\$245,000

Funds are providing grants to farms for advancing technologies and methods that address growing food in our changing climate.

of projects funded – 6

Expenditure Category: 2.22^ Strong Healthy Communities: Neighborhood Features that Promote Health and Safety

Evidence-based intervention

2 Imp Low or moderate income HHs or populations

Better Health Outcomes & Community Testing & Vaccines

\$28,900,000

Funds provide resources needed to ensure resident COVID-19 testing and vaccination efforts remain available through the duration of the public health emergency. This includes education, outreach, and incentives, with a focus in communities of color. This includes \$4 million to support Combating COVID kits that include at-home rapid antigen tests, supportive resources for positive tests, information about COVID-19 vaccines, and KN95 masks.

of COVID-19 tests administered – 114,595

of COVID-19 vaccines administered – 15,638

of vaccine incentive gift cards distributed – 743

of at-home COVID-19 tests distributed – 36,755

Expenditure Category: 1.2^ COVID-19 Testing

1 Imp General Public

City Operations

COVID-19 Health Care Expenses

\$28,000,000

Provide funding to cover current and projected COVID-19 health care expenses paid by the City and the Workers' Compensation Program.

Expenditure Category: 3.3^ Public Sector Workforce: Other

Premium Pay

\$22,000,000

Premium pay was provided to eligible City of Phoenix staff performing essential work during the COVID-19 public health emergency, intended for those who have been and continue to be relied on to maintain continuity of operations of essential critical infrastructure sectors, including those who are critical to protecting the health and wellbeing of their communities. As determined under the Final Rule, this does not include work performed by teleworking from a residence that involves regular in-person interactions with the public or co-workers of the individual who is performing the work or regular physical handling of items that were handled by or are to be handled by the public or the individual's co-workers. The City of Phoenix provided up to a \$2,000 one-time premium pay payment to eligible full-time employees and



up to a \$1,000 a \$250 one-time premium pay payment to eligible non-seasonal part-time employees.

Expenditure Category: 3.1^ Public Sector Workforce: Payroll and Benefits for Public Health, Public Safety, or Human Services Workers'

Infrastructure, Technology, and Capital Needs **\$23,000,000**

Funds are intended to be used to provide resources needed to address capital needs. This category consists of two projects: 1) the rehabilitation of the 27th Avenue Recycling Facility and 2) stormwater projects in collaboration with the Flood Control District of Maricopa County.

Expenditure Category: 5.6 Clean Water: Stormwater, 1.14^ Other Public Health Services

Revenue Replacement **\$20,000,000**

Funds will be used to replace lost revenue at the Convention Center. COVID-19 has had a severe impact on the Convention Center bookings. It is likely that large conventions and the associated hospitality industry will be among the slowest to recover and revenue will continue to be weak.

Expenditure Category: 6.1 Provision of Government Services

Administrative Oversight, Compliance, and Outreach Efforts **\$6,900,000**

Funds are intended to be used to provide staffing necessary to support federal compliance efforts. Staffing additions will also assist with enhancing community outreach to improve service delivery and to increase transparency on city progress for all approved programs via an enhanced website. This includes \$500,000 for the mobile career unit to purchase translation software, virtual reality, job searching, employer matching, and resume technology, as well as an allocation of \$2.4 million to improve the Human Services Department case management system.

Expenditure Category: 7.1 Administrative Services



PPE/Heat Relief**\$600,000**

Funds have been used to procure necessary PPE, cleaning, and sanitizing materials for vulnerable populations in the City. Additionally, staff is using funds to purchase other necessary items to assist with heat relief in 2022. Items will be distributed to the public throughout the summer and includes pop-up shelters, water bottles, and evaporative coolers.

Expenditure Category: 1.14^ Other Public Health Services

2 Imp Low or moderate income HHs or populations

Contingency**\$21,323**

APPENDIX




City of Phoenix ARPA Strategic Plan

Better Health Outcomes – Community Testing - Public Works Department

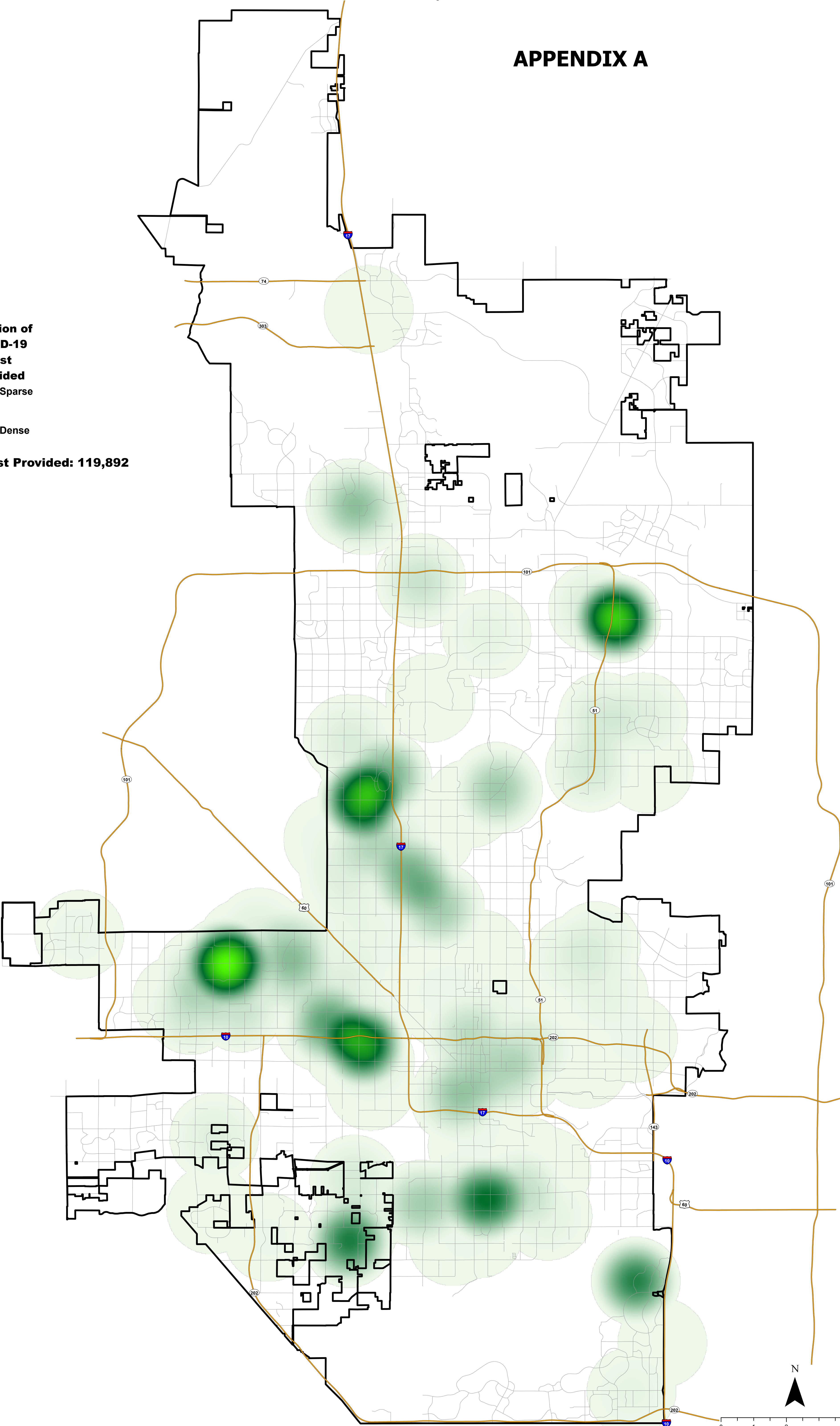
Location of COVID - 19 Tests Provided July 1, 2021 – June 30, 2022

APPENDIX A

Location of
COVID-19
Test
Provided



Total Number of Test Provided: 119,892



City of Phoenix

City of Phoenix ARPA Strategic Plan

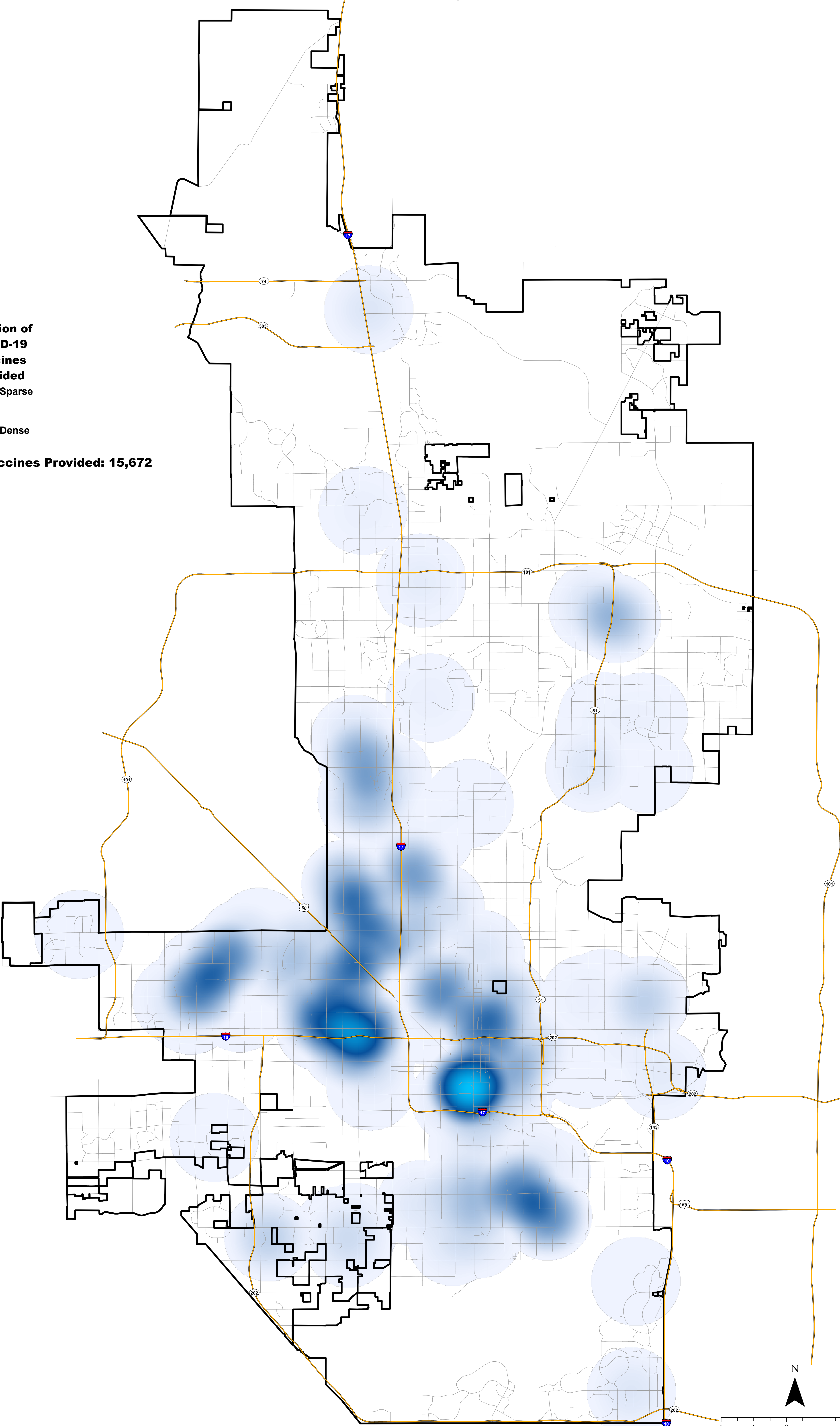
Better Health Outcomes – Community Vaccinations - Public Works Department

Locations of COVID - 19 Vaccines Provided July 1, 2021 – June 30, 2022

Location of
COVID-19
Vaccines
Provided



Total Number of Vaccines Provided: 15,672



City of Phoenix



APPENDIX B

ARPA-funded transit pass program Survey Results (July 14, 2022)

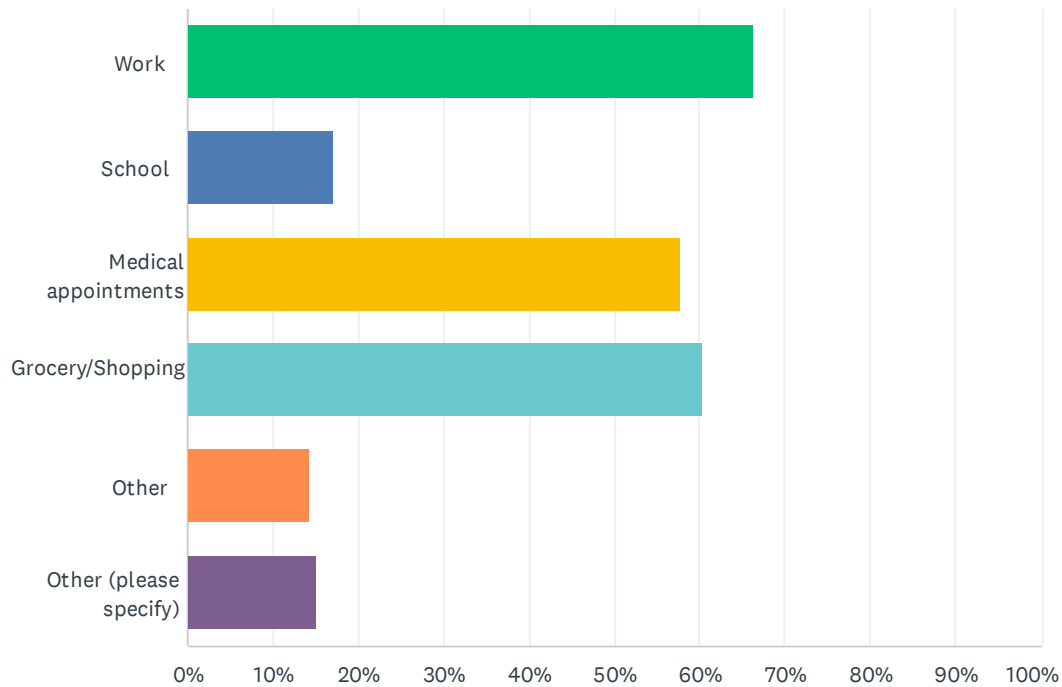
ORGANIZATION	QUANTITY
A Permanent Voice	200
Andre House of Arizona	2,900
Area Agency On Aging	100
Arizona @ Work Cop	300
Arizona School for the Arts	100
Balsz Elementary School District No. 31	100
Black Owned Business Alliance	100
Copper State Academy	150
Cortez High School	100
Defenders of Children	100
Feed Phoenix	4,600
Frame Youth Arts Center	100
Girl Scouts-Arizona Cactus Pine Council	100
Haitian American Center for Social Economic Development	300
Heart Of Isaac Community Center	100
Human Services Campus, Inc.	100
International Rescue Committee	1,000
Isaac School District	100
Labor's Community Service Agency	200
Maricopa Community Colleges (10 Campuses)	3,214
Maryvale Resource Fair	150
Maryvale Resource Fair	150
Moon Valley High School	100
Neighborhood Ministries	300
One-N-Ten	100
Phoenix Legal Action Network	145
PHX - Aviation Department	100
PHX - Housing Dept	4,100
PHX - Human Services	1,000
PHX - Neighborhood Services	100
Poder In Action	100
Pueblo Del Sol	100
Rice	100
Sonoran Prevention Works	1,400
Southwest Center for HIV/AIDS	400
The Florence Immigrant & Refugee Rights Project	100
Tiger Mountain Foundation	100
Trans Queer Pueblo	100
United States Veteran's Initiative	100
Unlimited Potential	100
Valley of the Sun YMCA	25
Zion Institute	100
TOTAL	22,934

1. What is your 5-digit home ZIP code?

85019 85307 85339 85382 85302 85224 85031 85253 85022 85304 85013
85351 85035 85308 85281 85044 85201 85306 85032 85205
85020 85251 85301 85210 85040 85004 85041 85225
85017 85027 85007 85204 85008 85345
85006 85037 85015 85043 85009 85202
85051 85226 85003 85353 85029 85323 85021 85203
85033 85012 85042 85048 85014 85028 85016 85305 85018
85283 85023 85024 85034 85383 85282 85050 85053 85257 85303

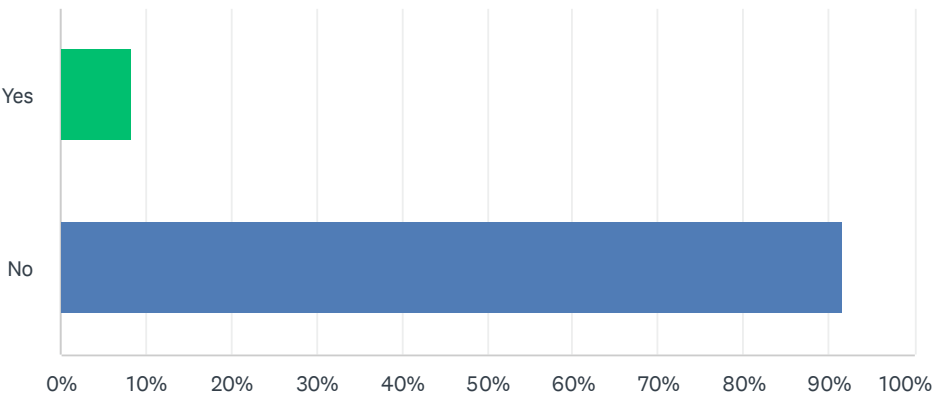
Survey results as of July 14,
2022

2. How do you plan to use this transit pass? (check all that apply)



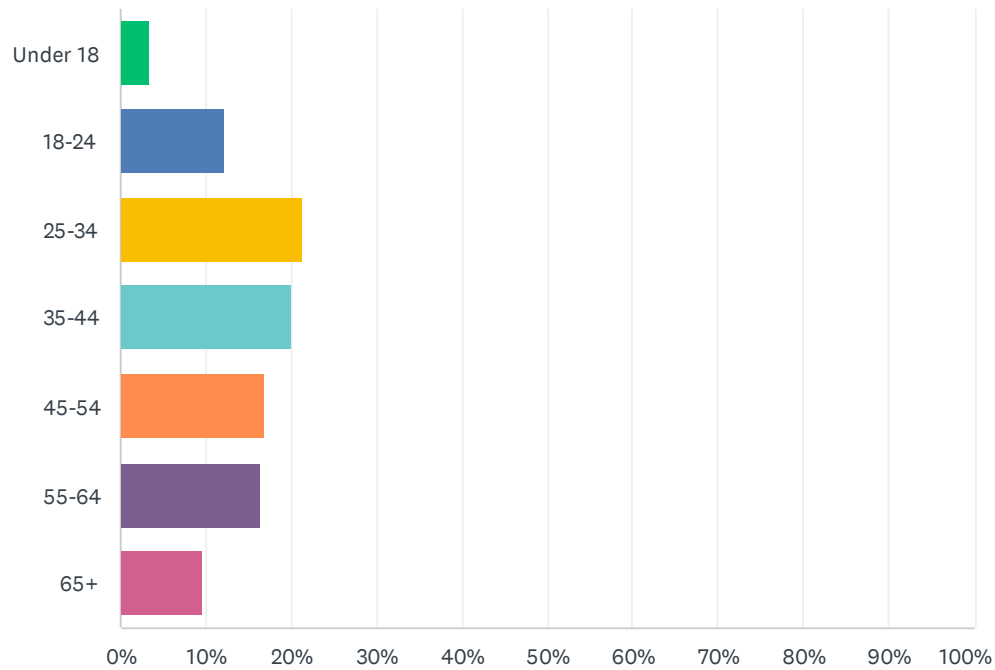
ANSWER CHOICES	RESPONSES	
Work	66.21%	876
School	17.16%	227
Medical appointments	57.75%	764
Grocery/Shopping	60.32%	798
Other	14.36%	190
Other (please specify)	15.19%	201
Total Respondents: 1,323		

3. Did you receive multiple transit passes for family members?



ANSWER CHOICES	RESPONSES	
Yes	8.22%	108
No	91.78%	1,206
TOTAL		1,314

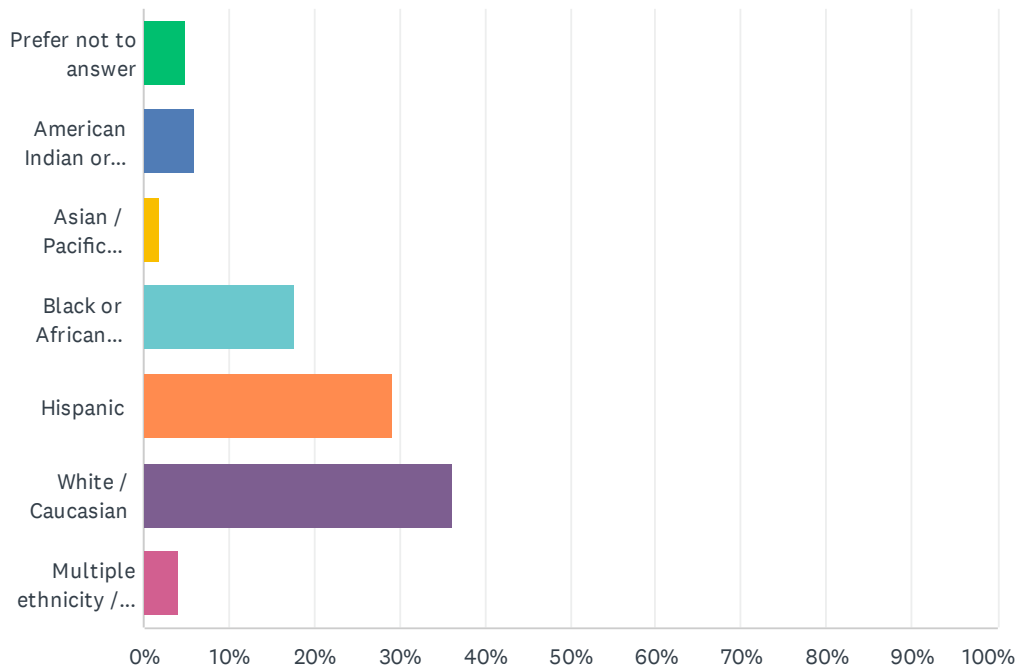
4. What is your age?



ANSWER CHOICES	RESPONSES	
Under 18	3.33%	44
18-24	12.24%	162
25-34	21.32%	282
35-44	20.11%	266
45-54	16.93%	224
55-64	16.48%	218
65+	9.60%	127
TOTAL		1,323

5. Which race/ethnicity best describes you?

(Please choose only one)



ANSWER CHOICES	RESPONSES	
Prefer not to answer	4.83%	64
American Indian or Alaskan Native	6.03%	80
Asian / Pacific Islander	1.96%	26
Black or African American	17.72%	235
Hispanic	29.26%	388
White / Caucasian	36.20%	480
Multiple ethnicity / Other (please specify)	4.00%	53
TOTAL		1,326

APPENDIX C

Family Assistance Resource Program Demographic Data

The table below describes the demographic data for participants in the Family Assistance Resource program.

Demographic Categories	Frequency	Percentage
Gender		
Female	878	88%
Male	120	12%
Prefer not to say	2	0.2%
Age		
18 – 24	50	5%
25 – 34	335	34%
35 – 44	395	40%
45 – 54	161	16%
55 – 64	46	5%
64 +	13	1%
Ethnicity/Race		
Asian or Pacific Islander	8	1%
Black or African American	427	43%
Hispanic or Latino	309	31%
Multiracial or Biracial	57	6%
Native American or Alaskan Native	40	4%
White or Caucasian	151	15%
Other	8	1%
Children Under 18 in Household		
1	286	29%
2	323	32%
3	174	17%
4 +	217	22%
Annual Household Income		
Less than \$20,000	664	66%
\$20,000 – \$34,999	249	25%
\$35,000 – \$49,000	68	7%
\$50,000 – \$75,000	16	2%
\$75,000 +	3	0.3%